

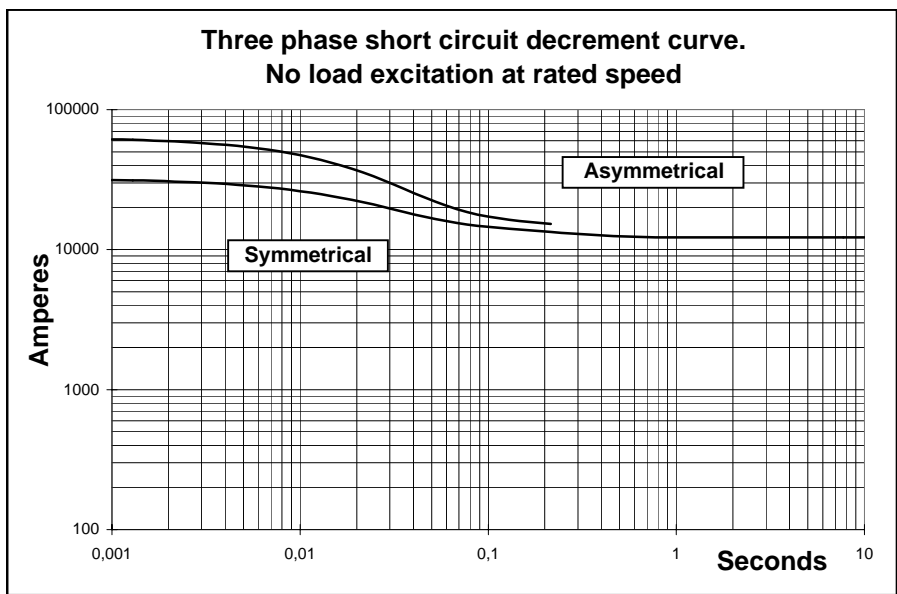
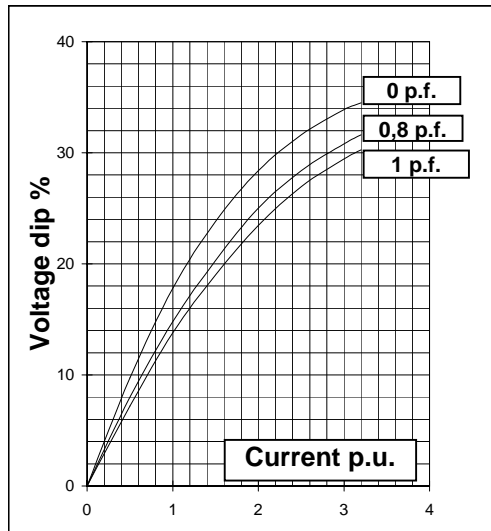
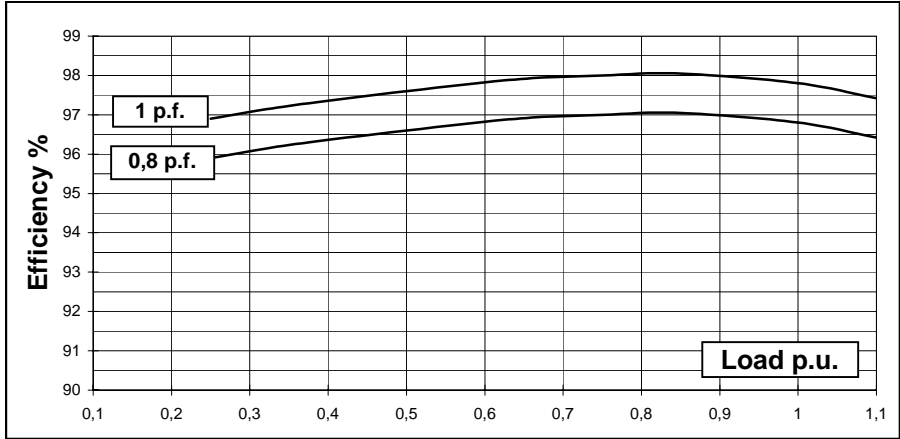
<b>Electrical Characteristics</b>			
Frequency		Hz	60
Voltage (parallel star)		V	380
Rated power class H		kVA	2520
		kW	2016
Rated power class F		kVA	2280
		kW	1824
Rated Stand by power (150°/40°)		kVA	2613
		kW	2090
Regulation with		UVR6	±1% with any power factor and speed variations between -5% +30%
Insulation class			H
Execution			Brushless
Stator winding			12 ends
Rotor			with damping cage
Efficiencies class H (see graph. for details)	4/4	%	96,8
	3/4	%	97
	2/4	%	96,6
	1/4	%	95,9
Reactances (f. l.cl. F)	Xd	%	365
	Xd'	%	24,5
	Xd''	%	11,9
	Xq	%	173,0
	Xq'	%	173,0
	Xq''	%	26,6
	X <sub>2</sub>	%	16,9
	X <sub>0</sub>	%	3,8
	Short Circuit Ratio	Kcc	
Time Constants	Td'	sec.	0,27
	Td''	sec.	0,023
	Tdo'	sec.	12
	Tα	sec.	0,033
	Short Circuit Current Capacity		%
Excitation at no load		Amp.	0,7
Excitation at full load		Amp.	2,9
Overload (long-term)		%	1 hour in a 6 hours period 110% rated load
Overload per 20 sec.		%	300
Stator Winding Resistance (20°C)		Ω	0,0021
Rotor Winding Resistance (20°C)		Ω	3,977
Exciter Resistance (20 °C)		Ω	Rotor : 0,120      Stator : 12,90
Heat dissipation at f.l.cl.H		W	66.645
Telephone Interference			FHT < 2%      TIF < 40
Radio interference			EN60034-1. For others standards apply to factory
Waveform Distors.(THD) at f. load	LL/LN %		3,3 / 2,9
Waveform Distors.(THD) at no load	LL/LN %		2,7 / 2,6
<b>Mechanical characteristics</b>			
Protection			IP 21 (other protection on request )
DE bearing			6330
NDE bearing			6324
Weight of wound stator assembly		kg	1571
Weight of wound rotor assembly		kg	985
Weight of complete generator		kg	3870
Maximun overspeed		rpm	2250
Unbalanced magnetic pull at f.l.cl.F		kN/mm	6,8
Cooling air requirement		m <sup>3</sup> /min	162
Inertia Constant (H)		sec.	0,374
Noise level at 1m/7m		dB(A)	100 / 91

All technical data are to be considered as a reference and they can be modified without any notice.

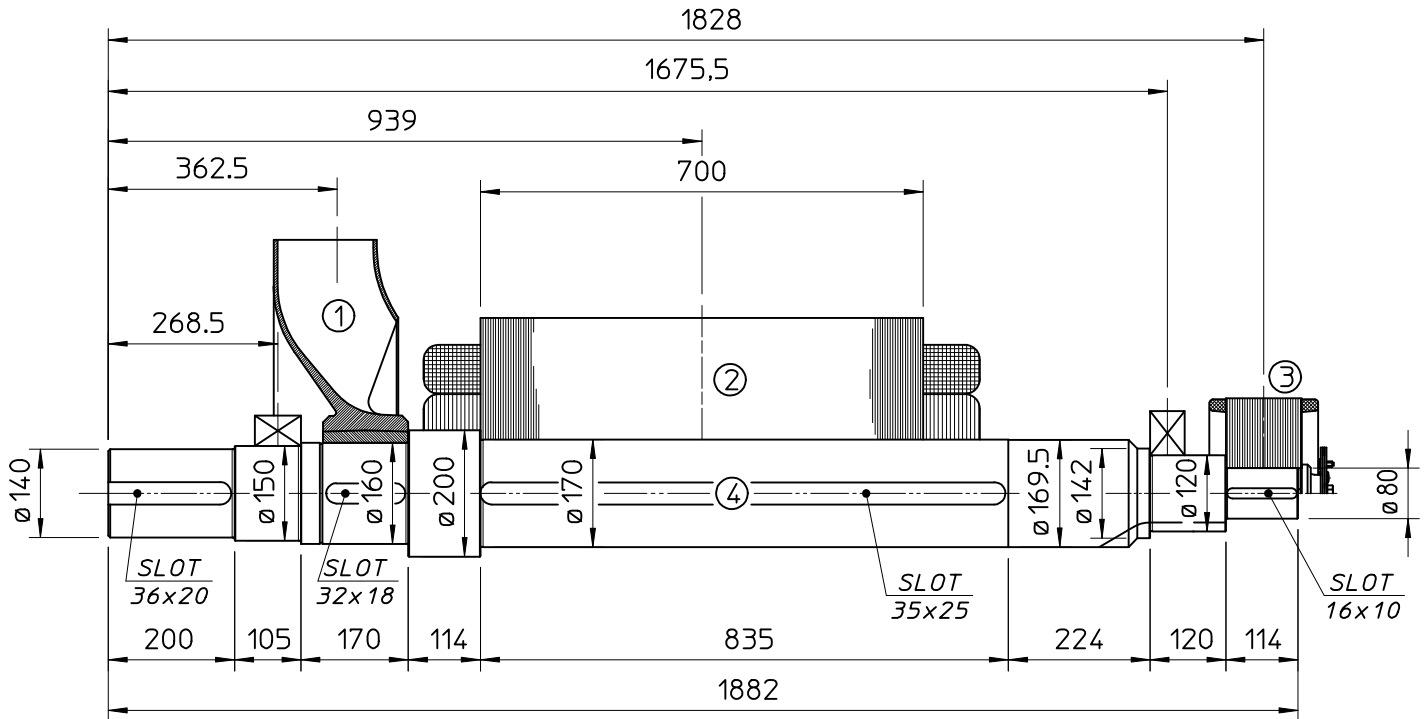
This document is a propriety of Mecc Alte S.p.A.. All rights reserved.



**380V - 60 Hz**

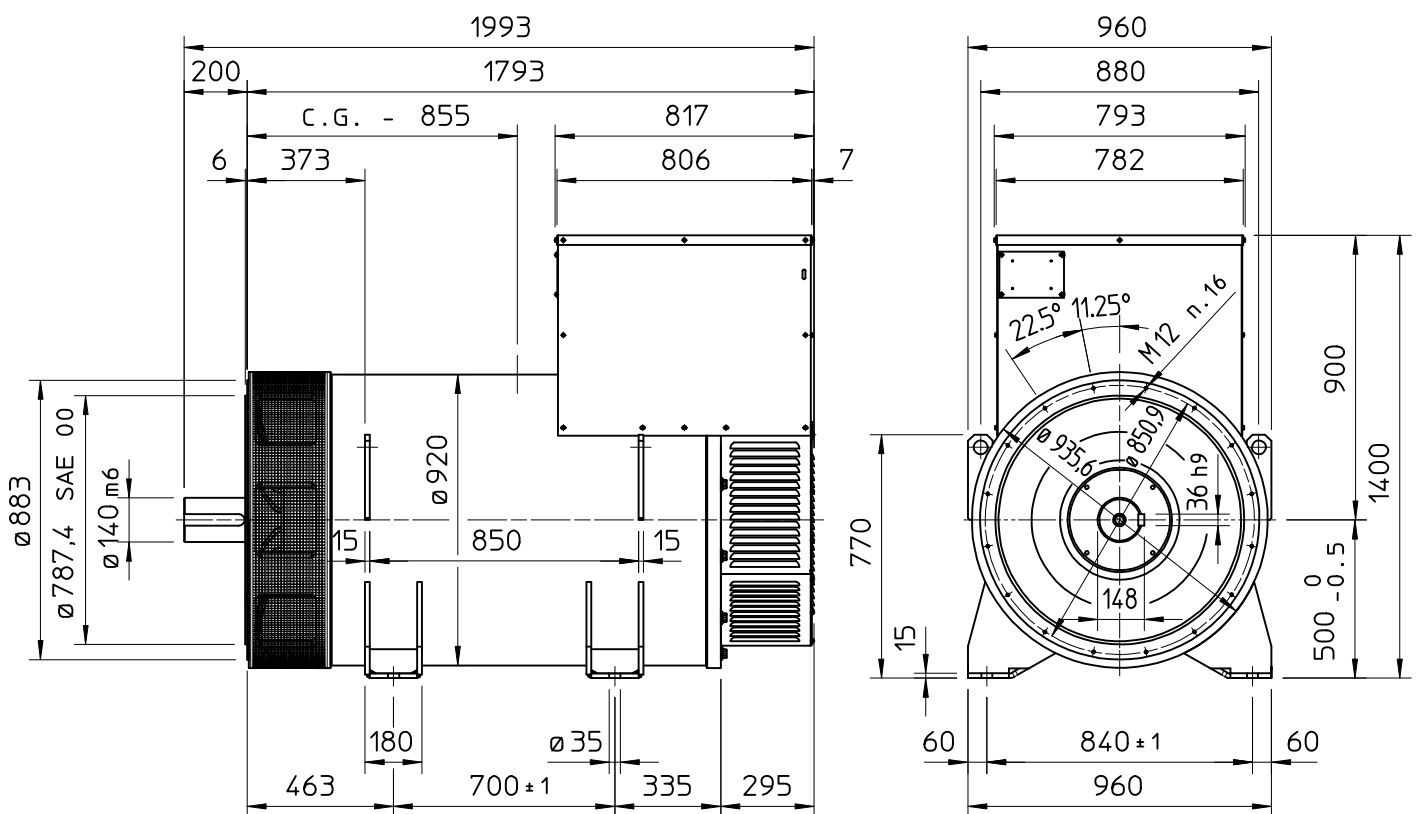


## TWO BEARING MOMENTS OF INERTIA



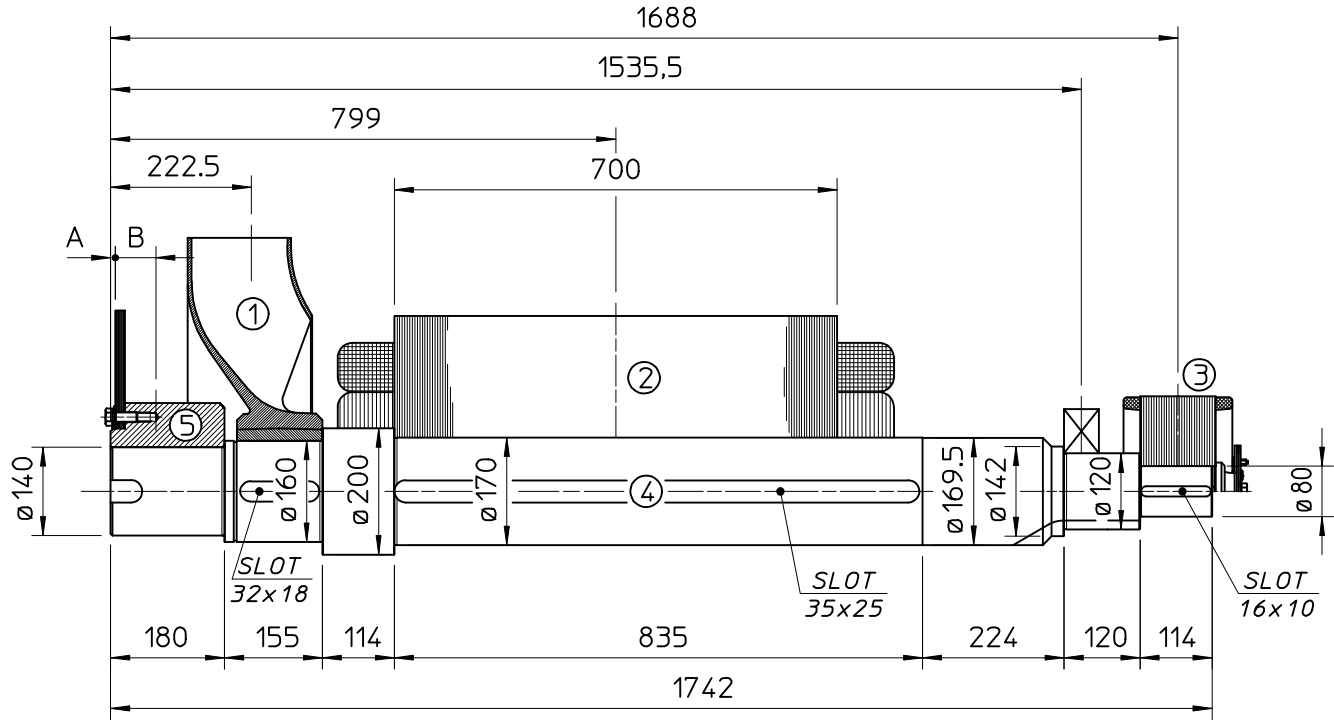
COMPONENT	WEIGHT kg	J kgm <sup>2</sup>
1 FAN	45	3.45
2 MAIN ROTOR	985	47.67
3 EX. ROTOR	60	0.85
4 SHAFT	294	0.95
TOTAL	1384	52.92

## TWO BEARING DIMENSIONS



C.G. = GRAVITY CENTER

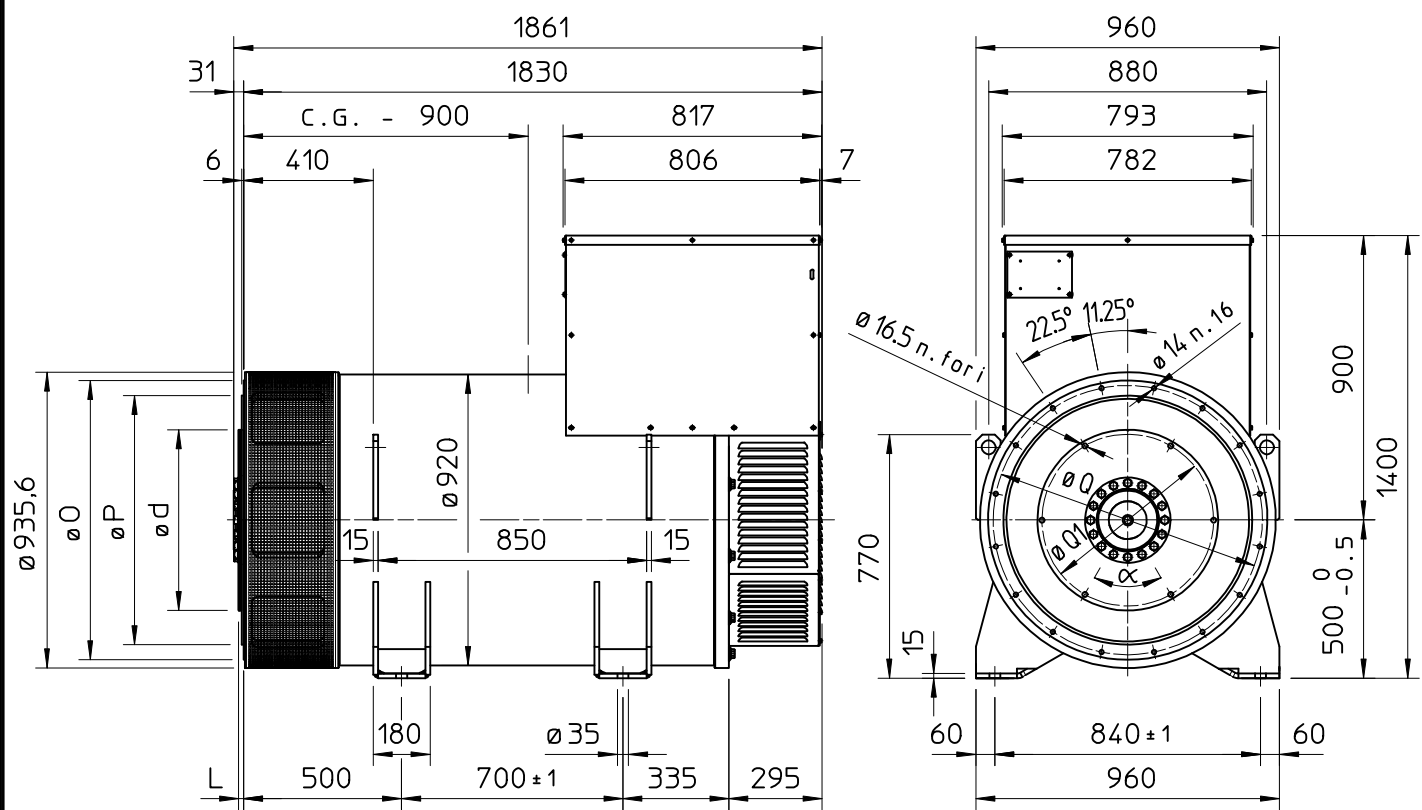
SINGLE BEARING MOMENTS OF INERTIA



COMPONENT	WEIGHT kg	J kg <sup>2</sup>
1 FAN	45	3.45
2 MAIN ROTOR	985	47.67
3 EX. ROTOR	60	0.85
4 SHAFT	272	0.95
TOTAL	1362	52.92

COMPONENT	SAE N°	A	B	WEIGHT kg	J kg <sup>2</sup>
5 SHAFTS COUPLING FLEX PLATE	18	7.3	63.2	86	1.958
	21	23	54	99	3.484

SINGLE BEARING DIMENSIONS



SAE N.	FLANGE		
	0	P	Q
00	883	787,4	850,9
0	711	647,7	679,5

SAE N.	DISC COUPLING				
	d	L	Q1	N.FORI	α
18	571,5	15,7	542,92	6	60°
21	673,1	0	641,35	12	30°

C.G. = GRAVITY CENTER